

Table of Contents

About this Hymn Collection.....	3
Piano Arrangement Marks Reference Sheet	
Example of "Amazing Grace" Hymn Marks	4
Rhythm Worksheet Reference Sheet	
Example of "Amazing Grace" Writing and Counting Rhythms	5
We Gather Together	
Piano Arrangement	6
Hymn Worksheet	8
Rhythm Worksheet	10
Count Your Blessings	
Piano Arrangement	12
Hymn Worksheet	14
Rhythm Worksheet	16
Sing to the Lord of the Harvest	
Piano Arrangement	18
Hymn Worksheet	20
Rhythm Worksheet	22
We Plough the Fields and Scatter	
Piano Arrangement	24
Hymn Worksheet	26
Rhythm Worksheet	28
Give Thanks Unto the Lord Jehovah	
Piano Arrangement	30
Hymn Worksheet	32
Rhythm Worksheet	34
Student Hymn Worksheets - Answer Key.....	36
Student Rhythm Worksheet - Answer Keys	
We Gather Together	38
Count Your Blessings.....	40
Sing to the Lord of the Harvest.....	42
We Plough the Fields and Scatter.....	44
Give Thanks Unto the Lord Jehovah.....	46
Glossary.....	48

PraiseNotes.com
 Favorite Thanksgiving Hymns For Kids
 Volume Two
 Purchase on Amazon.com

About This Hymn Collection

Favorite Thanksgiving Hymns For Kids: Volume Two is a collection of hymns and worksheets especially appropriate for the late beginner musician which includes these popular hymns: "We Gather Together," "Count Your Blessings," "Sing to the Lord of the Harvest," "We Plough the Fields and Scatter," and "Give Thanks Unto the Lord Jehovah."

Features of Piano Arrangement

- Enlarged music score - two pages per hymn
- Verse one of the hymn, additional marks including introduction, refrain, playing both hands up one octave and final "Amen" ending
- Measure numbers (circled) at the beginning of each music score line
- Finger number recommendations above or below notes for both hands
- Arrows above or below finger numbers alert students of changing finger positions

Features of Student Hymn Worksheet

- Questions on hymn name, tune name, hymn meter, key and time signature
- Music practice check list and keyboard graphic
- Rhythm questions and additional hymn verses

Features of Student Rhythm Worksheet

- Answer boxes under music notes for the student to write and count rhythms

Other Features of This Hymn Collection

- Piano arrangement marks reference sheet - "Amazing Grace" hymn example of how to use piano arrangement marks
- Rhythm worksheet reference sheet - "Amazing Grace" hymn example of how to write and count rhythms
- Answer keys for each rhythm and hymn worksheet
- Glossary

Music Recordings

An MP3 audio file for each hymn arrangement in this collection is available on our website at PraiseNotes.com. The audio files are found under the menu Store/Books/Favorite Hymns.

Hymns for Kids: Learn How to Read and Enjoy Christian Hymns

The book *Hymns for Kids: Learn How to Read and Enjoy Christian Hymns (Psalms and Praise Choruses, Too!)* includes a brief history of hymns and their purpose, and explains how to read a hymn - what is a hymn name, tune name, hymn meter and many other concepts. Though written for children, it is appropriate for anyone interested in further study of hymns. We recommend using this book in conjunction with the Favorite Hymns For Kids series.

We Gather Together

Tune Name: Kremser

Meter: 12.11.12.11

Lyrics by: Anonomous, 1625

Music from: Old Netherlands Melody, 1625

Play 2nd time up one octave - both hands

1. We gath - er to - geth - er to

4 4 5 4 2 3 4

3 5

This system shows the first two measures of the hymn. The treble clef has a 3/4 time signature. The melody consists of quarter notes: G4, A4, B4, A4, G4, F4, E4. The bass clef has a whole note G3 in the first measure and a whole note G3 in the second measure. Fingerings are indicated above the treble notes and below the bass notes.

ask the Lord's bless - ing; He

3 2 1 4

This system shows measures 3 and 4. The treble clef melody continues: D4, C4, B3, A3, G3. The bass clef has a whole note G3 in the first measure and a whole note G3 in the second measure. Fingerings are indicated above the treble notes and below the bass notes.

chast - ens and hast - ens his

1 2 4 5 3

4 3

This system shows measures 5 and 6. The treble clef melody continues: F3, E3, D3, C3, B2, A2. The bass clef has a whole note G2 in the first measure and a whole note G2 in the second measure. Fingerings are indicated above the treble notes and below the bass notes.

will to make known; The

2 1 2 1 2

2 1

This system shows measures 7 and 8. The treble clef melody continues: G2, F2, E2, D2, C2. The bass clef has a whole note G1 in the first measure and a whole note G1 in the second measure. Fingerings are indicated above the treble notes and below the bass notes.

9

2 3 4 5 2 3

wick - ed op - press - ing now

4 3

11

4 5 3 2 1 1

cease from dis - tress ing; Sing

4 5

Start Introduction

13

2 3 4 2 1 1 2 1

prais - es to his Name; he for - gets not his

1 3 4

16

1 1 3

own. A MEN.

3 1 5 2 3 4 3 5







Final Ending


We Gather Together
Student Hymn Worksheet

1 Write in the correct answers below from the hymn arrangement.

(A)	Hymn Name	
(B)	Tune Name	
(C)	Hymn Meter	

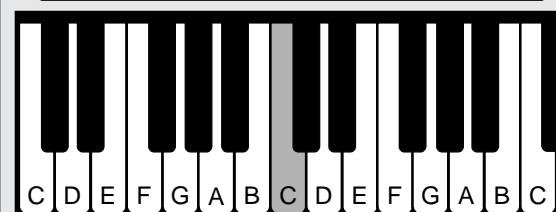
2 Place a check mark by the correct key and time signatures

(A)	 C Major	<input type="checkbox"/>	(D)	4 beats/measure  = 1 beat	<input type="checkbox"/>	<div style="border: 1px dashed black; padding: 5px; display: inline-block;"> $\frac{4}{4}$ </div>
(B)	 F Major	<input type="checkbox"/>	(E)	3 beats/measure  = 1 beat	<input type="checkbox"/>	<div style="border: 1px dashed black; padding: 5px; display: inline-block;"> $\frac{3}{4}$ </div>
(C)	 G Major	<input type="checkbox"/>	(F)	2 beats/measure  = 1 beat	<input type="checkbox"/>	<div style="border: 1px dashed black; padding: 5px; display: inline-block;"> $\frac{2}{4}$ </div>

3  Check off list for piano practice:

- Play right hand hymn melody only
- Play left hand only
- Play both hands together
- Sing and play hymn at the same time
- Memorize the lyrics of verse 1







4 Use keyboard to highlight any letter/key of interest.



5

Rhythm Table

Place a check mark by the notes that are used in the hymn.

<input type="checkbox"/>	A	Quarter Note		1 beat	<input type="checkbox"/>	D	Eighth Note		1/2 beat
<input type="checkbox"/>	B	Half Note		2 beats	<input type="checkbox"/>	E	Dotted Quarter Note		1 1/2 beats
<input type="checkbox"/>	C	Whole Note		4 beats	<input type="checkbox"/>	F	Dotted Half Note		3 beats

6

Learn the additional verses of "We Gather Together" and sing them as you play the hymn.

Verse Two

Beside us to guide us, our God with us joining,
 Ordaining, maintaining His kingdom divine;
 So from the beginning the fight we were winning:
 Thou, Lord, wast on our side: all glory be thine!

Verse Three

We all do extol thee, thou Leader triumphant,
 And pray that thou still our Defender wilt be.
 Let thy congregation escape tribulation:
 Thy Name be ever praised! O Lord, make us free!

We Gather Together

Student Rhythm Worksheet

Directions:

1. Write the beats in the boxes below.
2. Clap the rhythm while counting out loud.

4 4 5 4 2 3 4

1. We gath - er to - geth - er to

3 2 1 4

ask the Lord's bless - ing; He

5 1 2 4 5 3

chast - ens and hast - ens his

7 2 1 1 2

will to make known; The

9

2 3 4 5 2 3

wick - ed op - press - ing now

Empty boxes for chord identification: [] [] [] [] [] []

11

4 5 2 4 1 1

cease from dis - tress - ing; Sing

Empty boxes for chord identification: [] [] [] [] [] []

13

2 3 4 2 3 1 4 2 1

prais - es to his Name; he for - gets not his

Empty boxes for chord identification: [] [] [] [] [] [] [] [] []

16

1 3

own. A MEN.

Empty boxes for chord identification: [] [] [] [] [] [] [] []

PraiseNotes.com
 Favorite Thanksgiving Hymns For Kids
 Volume Two
 Purchase on Amazon.com

We Gather Together

Answer Key-Student Rhythm Worksheet

Directions:

1. Write the beats in the boxes below.
2. Clap the rhythm while counting out loud.

4 4 5 4 2 3 4

1. We gath - er to - geth - er to

3+ 1+2 + 3+ 1+ 2+ 3+

3 2 1 4

ask the Lord's bless - ing; He

1+2 + 3+ 1+ 2+ 3+

5

chast - ens and hast - ens his

1+2 + 3+ 1+2 + 3+

7

will to make known; The

1+2 + 3+ 1+ 2+ 3+

9

2 3 4 5 2 3

wick - ed op - press - ing now

1+2 + 3+ 1+ 2+ 3+

11

4 5 2 4 1 1

cease from dis - tress - ing; Sing

1+2 + 3+ 1+ 2+ 3+

13

2 3 4 2 3 1 4 2 1

prais - es to his Name; he for - gets not his

1+2 + 3+ 1+2 + 3+ 1+ 2+3 +

16

1 1 3

own. A MEN.

1+ 2+ 1+ 2+ 3+ 1+ 2+ 3+