

Table of Contents

About this Hymn Collection.....	3
Piano Arrangement Marks Reference Sheet	
Example of "Amazing Grace" Hymn Marks	4
Rhythm Worksheet Reference Sheet	
Example of "Amazing Grace" Writing and Counting Rhythms.....	5
Blest Be the Tie That Binds	
Piano Arrangement	6
Hymn Worksheet	8
Rhythm Worksheet	10
Jesus Loves Me	
Piano Arrangement	12
Hymn Worksheet	14
Rhythm Worksheet	16
Praise to the Lord	
Piano Arrangement	18
Hymn Worksheet	20
Rhythm Worksheet	22
How Firm a Foundation	
Piano Arrangement	24
Hymn Worksheet	26
Rhythm Worksheet	28
Trust and Obey	
Piano Arrangement	30
Hymn Worksheet	32
Rhythm Worksheet	34
Student Hymn Worksheets - Answer Key.....	36
Student Rhythm Worksheet - Answer Keys	
Blest Be the Tie That Binds.....	38
Jesus Loves Me.....	40
Praise to the Lord.....	42
How Firm a Foundation	44
Trust and Obey	46
Glossary.....	48

PraiseNotes.com
 Favorite Hymns for Kids
 Volume 4

About This Hymn Collection

Favorite Hymns for Kids - Volume Four is a collection of hymns and worksheets especially appropriate for the late beginner musician. Volume Four includes these popular hymns: "Blest Be the Tie That Binds," "Jesus Loves Me," "Praise to the Lord," "How Firm a Foundation," and "Trust and Obey".

Features of Piano Arrangement

- Enlarged music score - two pages per hymn
- Verse one of the hymn, additional marks including introduction, refrain, playing both hands up one octave and final "Amen" ending
- Measure numbers (circled) at the beginning of each music score line
- Finger number recommendations above or below notes for both hands
- Arrows above or below finger numbers alert students of changing finger positions

Features of Student Hymn Worksheet

- Questions on hymn name, tune name, hymn meter, key, and time signature
- Music practice check list and keyboard graphic
- Rhythm questions and additional hymn verses

Features of Student Rhythm Worksheet

- Answer boxes under music notes for the student to write and count rhythms

Other Features of This Hymn Collection

- Piano arrangement marks reference sheet - "Amazing Grace" hymn example of how to use piano arrangement marks
- Rhythm worksheet reference sheet - "Amazing Grace" hymn example of how to write and count rhythms
- Answer keys for each rhythm and hymn worksheet
- Glossary

Music Recordings

An MP3 audio file for each hymn arrangement in this collection is available on our website at PraiseNotes.com. The audio files are found under the menu Store/Books/Favorite Hymns.

Hymns for Kids: Learn How to Read and Enjoy Christian Hymns (Psalms and Praise Choruses, Too!)

The book, *Hymns for Kids: Learn How to Read and Enjoy Christian Hymns (Psalms and Praise Choruses, Too!)* includes a brief history of hymns and their purpose, and explains how to read a hymn - what is a hymn name, tune name, hymn meter and many other concepts. Though written for children, it is appropriate for anyone interested in further study of hymns. We recommend using this book in conjunction with the *Favorite Hymns For Kids* series.

Trust and Obey

Tune Name: Trust and Obey

Meter: Irregular (with refrain)

Lyrics by: James H. Sammis, 1919

Music by: Daniel B. Towner, 1850-1919

Play 2nd time up one octave - both hands

1 2 3 3 2 1 1 3

1. When we walk with the Lord In the

3 5 5 4 3 2 2 5 3

light of his Word, what a glo - ry he

6 2 4 2 3 3 2

sheds on our way! While we do his good

9 1 1 3 5 5 4 3 2 2

will, He a - bides with us still, And with

PraiseNotes.com
Favorite Hymns for Kids
Volume 4

Trust and Obey

12

all who will trust and o - bey.

Refrain

15

Trust and o - bey, for there's no oth - er

18

way To be hap - py in Je sus, But to

21

trust and o - bey. A - MEN.

Trust and Obey

Student Hymn Worksheet

1

Write in the correct answers below from the hymn arrangement.




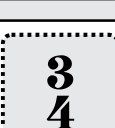


(A) Hymn Name

(B) Tune Name

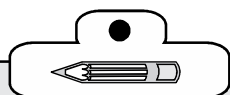
(C) Hymn Meter

2

Place a check mark by the correct key and time signatures.

<input type="checkbox"/>	(A)		<input type="checkbox"/>	(D)	4 beats/measure ♩ = 1 beat	
<input type="checkbox"/>	(B)		<input type="checkbox"/>	(E)	3 beats/measure ♩ = 1 beat	
<input type="checkbox"/>	(C)		<input type="checkbox"/>	(F)	2 beats/measure ♩ = 1 beat	

3

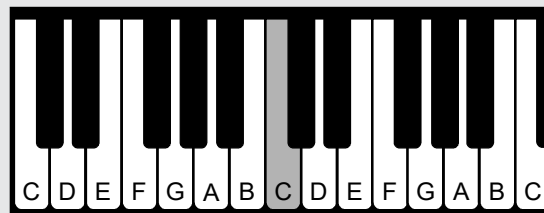


Check off list for piano practice:

- Play right hand hymn melody only
- Play left hand only
- Play both hands together
- Sing and play hymn at the same time
- Memorize the lyrics of verse 1

4





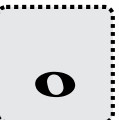

Use keyboard to highlight any letter/key of interest.



5

Rhythm Table

Place a check mark by the notes that are used in the hymn.

<input type="checkbox"/>	A	Quarter Note		1 beat	<input type="checkbox"/>	D	Eighth Note		1/2 beat
<input type="checkbox"/>	B	Half Note		2 beats	<input type="checkbox"/>	E	Dotted Quarter Note		1 1/2 beats
<input type="checkbox"/>	C	Whole Note		4 beats	<input type="checkbox"/>	F	Dotted Half Note		3 beats

6

Learn the additional verses of "Trust and Obey" and sing them as you play the hymn.

Verse Two

Not a shadow can rise, not a cloud in the skies, But his smile quickly drives it away;
Not a doubt or a fear, not a sigh nor a tear, Can abide while we trust and obey.

Verse Three

Not a burden we bear, not a sorrow we share, But our toil he doth richly repay;
Not a grief nor a loss, not a frown or a cross, But is blest if we trust and obey.

Verse Four

But we never can prove the delights of his love, Until all on the altar we lay;
For the favor he shows, and the joy he bestows, Are for them who will trust and obey.

Refrain (Sung after each verse)

Trust and obey, for there's no other way

Trust and Obey

Student Rhythm Worksheet

Directions:

1. Write the beats in the boxes below.
2. Clap the rhythm while counting out loud.

1 2 3 3 2 1 1 3

1. When we walk with the Lord In the

3 5 5 4 3 2 2 5 3

light of his Word, what a glo - ry he

6 2 4 2 3 3 2

sheds on way! While we do his good

9 1 1 3 5 5 4 3 2 2

will, He a - bides with us still, And with

Trust and Obey

12

3 5 3 2 1 2 1

all who will trust and o - bey.

□ □ □ □ □ □ □ □ □

15

5 2 5 3 2 2 5 2 5

Trust and o - bey, for there's no oth - er

□ □ □ □ □ □ □ □ □

18

4 4 3 3 5 1 2

way To be hap - py in Je sus, But to

□ □ □ □ □ □ □ □

21

3 1 2 1 1 3

trust and o - bey. A - MEN.

□ □ □ □ □ □ □ □ □

PraiseNotes.com
Favorite Hymns for Kids
Volume 4

Trust and Obey

Answer Key-Student Rhythm Worksheet

Directions:

1. Write the beats in the boxes below.
2. Clap the rhythm while counting out loud.

1 2 3 3 2 1 1 3

1. When we walk with the Lord In the

3+ 1+ 2+ 3+ 1+ 2+ 3+

3 5 5 4 3 2 2 5 3

light of his Word, what a glo - ry he

1+ 2+ 3+ 1+ 2+ 3+ 1+ 2+ 3+

6 2 4 2 3 3 2

sheds on our way! While we do his good

1+ 2+ 3+ 1+ 2+ 3+ 1+ 2+ 3+

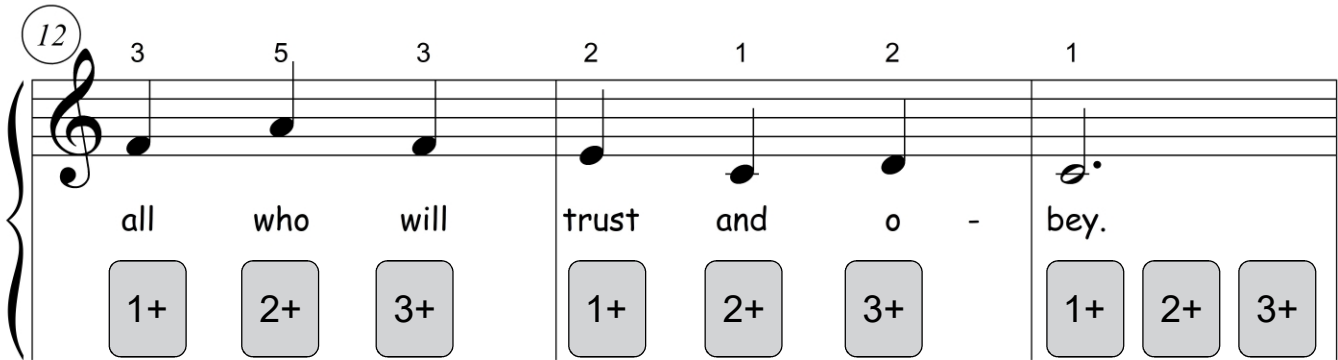
9 1 1 3 5 5 4 3 2 2

will, He a - bides with us still, And with

1+ 2+ 3+ 1+ 2+ 3+ 1+ 2+ 3+

Trust and Obey

12




all who will trust and o - bey.

1+ 2+ 3+ 1+ 2+ 3+ 1+ 2+ 3+

Detailed description: This block contains the first line of musical notation for measure 12. It features a treble clef and a single staff. The notes are quarter notes with the following fingerings: 3, 5, 3, 2, 1, 2, 1. The lyrics are 'all who will trust and o - bey.' Below the staff, there are three pairs of grey boxes, each containing a number and a plus sign: '1+', '2+', and '3+'.

15




Trust and o - bey, for there's no oth - er

1+ 2+ 3+ 1+ 2+ 3+ 1+ 2+ 3+

Detailed description: This block contains the second line of musical notation for measure 15. It features a treble clef and a single staff. The notes are quarter notes with the following fingerings: 5, 2, 5, 3, 2, 2, 5. The lyrics are 'Trust and o - bey, for there's no oth - er'. Below the staff, there are three pairs of grey boxes, each containing a number and a plus sign: '1+', '2+', and '3+'.

18

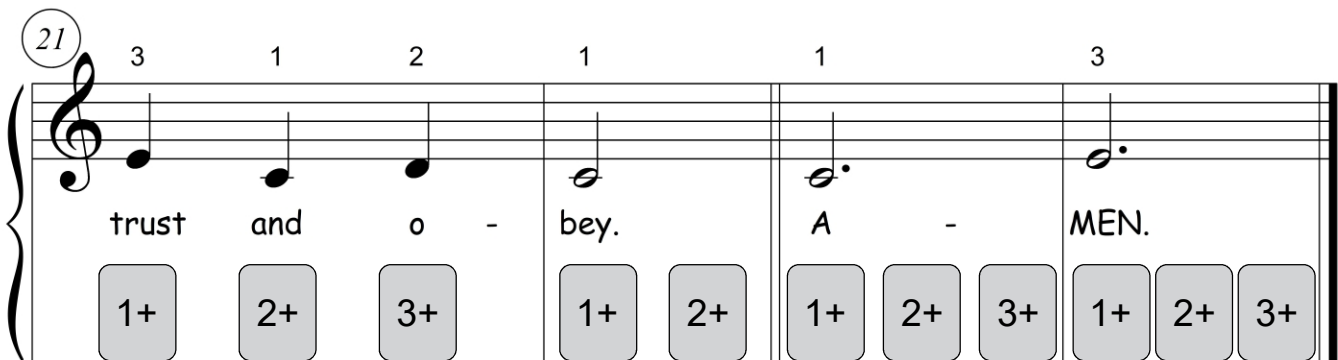


way To be hap - py in Je sus, But to

1+ 2+ 3+ 1+ 2+ 3+ 1+ 2+ 3+

Detailed description: This block contains the third line of musical notation for measure 18. It features a treble clef and a single staff. The notes are quarter notes with the following fingerings: 4, 4, 3, 3, 5, 1, 2. The lyrics are 'way To be hap - py in Je sus, But to'. Below the staff, there are three pairs of grey boxes, each containing a number and a plus sign: '1+', '2+', and '3+'.

21



trust and o - bey. A - MEN.

1+ 2+ 3+ 1+ 2+ 1+ 2+ 3+ 1+ 2+ 3+

Detailed description: This block contains the fourth line of musical notation for measure 21. It features a treble clef and a single staff. The notes are quarter notes with the following fingerings: 3, 1, 2, 1, 1, 3. The lyrics are 'trust and o - bey. A - MEN.'. Below the staff, there are three pairs of grey boxes, each containing a number and a plus sign: '1+', '2+', and '3+'.