

Table of Contents

About this Hymn Collection.....	3
Piano Arrangement Marks Reference Sheet	
Example of "Amazing Grace" Hymn Marks	4
Rhythm Worksheet Reference Sheet	
Example of "Amazing Grace" Writing and Counting Rhythms	5
Once in Royal David's City	
Piano Arrangement	6
Hymn Worksheet	8
Rhythm Worksheet	10
Come, Thou Long Expected Jesus	
Piano Arrangement	12
Hymn Worksheet	14
Rhythm Worksheet	16
Who is This so Weak and Helpless?	
Piano Arrangement	18
Hymn Worksheet	20
Rhythm Worksheet	22
While Shepherds Watched Their Flocks	
Piano Arrangement	24
Hymn Worksheet	26
Rhythm Worksheet	28
Saviour of the Nations, Come	
Piano Arrangement	30
Hymn Worksheet	31
Rhythm Worksheet	33
Student Hymn Worksheets - Answer Key	34
Student Rhythm Worksheet - Answer Keys	
Once in Royal David's City.....	36
Come, Thou Long Expected Jesus.....	38
Who is This so Weak and Helpless?.....	40
While Shepherds Watched Their Flocks.....	42
Saviour of the Nations, Come.....	44
Glossary.....	45

Favorite PraiseNotes.com
 Christmas Hymns for Kids
 Volume 4

About This Hymn Collection

Favorite Christmas Hymns For Kids - Volume Four is a collection of hymns and worksheets especially appropriate for the late beginner musician. Volume Four includes these popular hymns: "Once in Royal David's City," "Come, Thou Long Expected Jesus," "Who is This so Weak and Helpless?," "While Shepherds Watched Their Flocks," and "Saviour of the Nations, Come."

Features of Piano Arrangement

- Enlarged music score - two pages per hymn
- Verse one of the hymn, additional marks including introduction, refrain, playing both hands up one octave and final "Amen" ending
- Measure numbers (circled) at the beginning of each music score line
- Finger number recommendations above or below notes for both hands
- Arrows above or below finger numbers alert students of changing finger positions

Features of Student Hymn Worksheet

- Questions on hymn name, tune name, hymn meter, key and time signature
- Music practice check list and keyboard graphic
- Rhythm questions and additional hymn verses

Features of Student Rhythm Worksheet

- Answer boxes under music notes for the student to write and count rhythms

Other Features of This Hymn Collection

- Piano arrangement marks reference sheet - "Amazing Grace" hymn example of how to use piano arrangement marks
- Rhythm worksheet reference sheet - "Amazing Grace" hymn example of how to write and count rhythms
- Answer keys for each rhythm and hymn worksheet
- Glossary

Music Recordings

An MP3 audio file for each hymn arrangement in this collection is available on our website at PraiseNotes.com. The audio files are found under the menu Store/Books/Favorite Hymns.

Hymns for Kids: Learn How to Read and Enjoy Christian Hymns

The book *Hymns for Kids: Learn How to Read and Enjoy Christian Hymns (Psalms and Praise Choruses, Too!)* includes a brief history of hymns and their purpose, and explains how to read a hymn - what is a hymn name, tune name, hymn meter and many other concepts. Though written for children, it is appropriate for anyone interested in further study of hymns. We recommend using this book in conjunction with the Favorite Hymns For Kids series.

Once in Royal David's City

Hymn Tune: Irby

Meter: 8.7.8.7.7.7

Lyrics by: Cecil Francis Alexander, 1848

Music by: Henry J. Gauntlett

Play 2nd time up one octave - both hands

1

1. Once in roy - al Da - vid's cit - y

3

Stood a - low ly sat - tle - shed,

5

Where a moth - er laid - her - ba - by

PraiseNotes.com
Favorite Christmas Hymns for Kids
Volume 4

Once in Royal David's City

7

In a man - ger for his bed:

1 2 1 5 1

Start Introduction

9

Mar - y was that moth - er mild,

2 3 4 5

11

Je - sus Christ her lit - tle child. A - MEN.

2 3 2 3 2 3 5 5

Final Ending

Once in Royal David's City
Student Hymn Worksheet



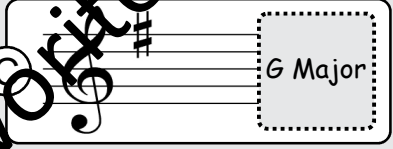
1

Write in the correct answers below from the hymn arrangement.

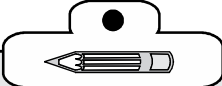
(A) Hymn Name	
(B) Tune Name	
(C) Hymn Meter	

2

Place a check mark by the correct key and time signatures.

<input type="checkbox"/>	(A)  C Major	<input type="checkbox"/>	(D) 4 beats/measure ♩ = 1 beat 4/4
<input type="checkbox"/>	(B)  F Major	<input type="checkbox"/>	(E) 3 beats/measure ♩ = 1 beat 3/4
<input type="checkbox"/>	(C)  G Major	<input type="checkbox"/>	(F) 2 beats/measure ♩ = 1 beat 2/4

3




Check off list for piano practice:

- Play right hand hymn melody only
- Play left hand only
- Play both hands together
- Sing and play hymn at the same time
- Memorize the lyrics of verse 1

4





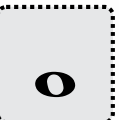

Use keyboard to highlight any letter/key of interest.



5

Rhythm Table

Place a check mark by the notes that are used in the hymn.

<input type="checkbox"/>	A	Quarter Note		1 beat	<input type="checkbox"/>	D	Eighth Note		1/2 beat
<input type="checkbox"/>	B	Half Note		2 beats	<input type="checkbox"/>	E	Dotted Quarter Note		1 1/2 beats
<input type="checkbox"/>	C	Whole Note		4 beats	<input type="checkbox"/>	F	Dotted Half Note		3 beats

6

Learn the additional verses of "Onse in Royal David's City" and sing them as you play the hymn.

Verse Two

He came down to earth from heaven, Who is God and Lord of all,
And his shelter was a stable, And his cradle was a stall:
With the poor, and mean, and lowly, Lived on earth our Saviour holy.

Verse Three

And, through all his wondrous childhood, He would honor and obey,
Love and watch the lowly maiden, In whose gentle arms he lay:
Christian children all must be, Mild, obedient, good as he.

Verse Four

And our eyes at last shall see him, Through his own redeeming love;
For that Child so dear and gentle, Is our Lord in heav'n above,
And he leads his children on, To the place where he is gone.

Once in Royal David's City

Student Rhythm Worksheet

Directions:
 1. Write the beats in the boxes below.
 2. Clap the rhythm while counting out loud.

1

1. Once in roy - al Da - vid's cit - y

3

Stood a - low ly car - tle - shed,

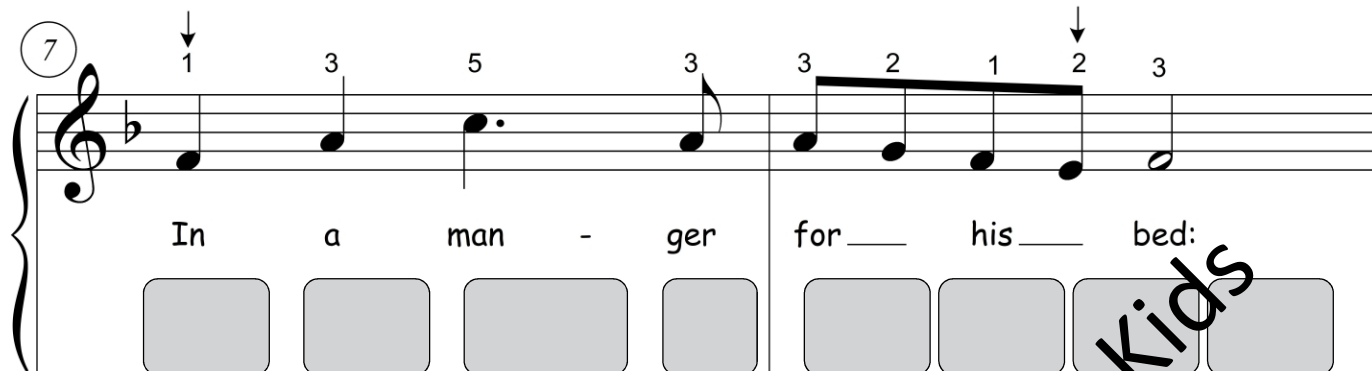
5

Where a moth - er laid - her - ba - by

PraiseNotes.com
 Favorite Christmas Hymns for Kids
 Volume 4

Once in Royal David's City

7



In a man - ger for his bed:

□ □ □ □ □ □ □ □ □ □

Detailed description: This block contains the first system of music for measure 7. It features a treble clef and a key signature of one flat (Bb). The melody consists of quarter notes: G4 (finger 1), A4 (finger 3), Bb4 (finger 5), G4 (finger 3), F4 (finger 3), E4 (finger 2), D4 (finger 1), C4 (finger 2), and B3 (finger 3). There are downward arrows above the first and eighth notes. Below the staff, the lyrics are "In a man - ger for his bed:" with hyphens under "man" and "ger". Underneath the lyrics are ten empty square boxes for finger placement.

9

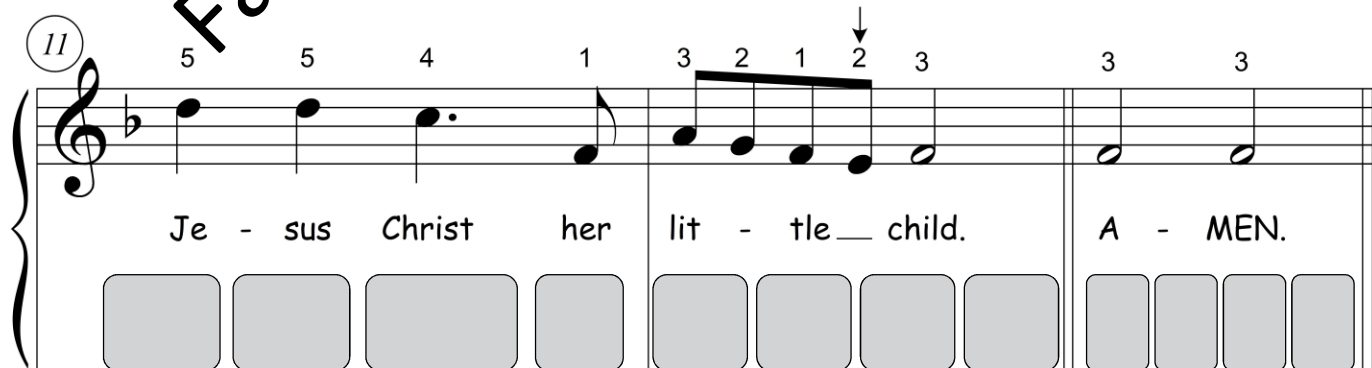


Mar - y was that moth - er mild,

□ □ □ □ □ □ □ □ □ □

Detailed description: This block contains the second system of music for measure 9. It features a treble clef and a key signature of one flat (Bb). The melody consists of quarter notes: G4 (finger 5), A4 (finger 5), Bb4 (finger 4), G4 (finger 1), F4 (finger 4), E4 (finger 3), and D4 (finger 3). There are downward arrows above the first and eighth notes. Below the staff, the lyrics are "Mar - y was that moth - er mild," with hyphens under "Mar", "y", "moth", and "er". Underneath the lyrics are ten empty square boxes for finger placement.

11



Je - sus Christ her lit - tle child. A - MEN.

□ □ □ □ □ □ □ □ □ □ □ □ □ □

Detailed description: This block contains the third system of music for measure 11. It features a treble clef and a key signature of one flat (Bb). The melody consists of quarter notes: G4 (finger 5), A4 (finger 5), Bb4 (finger 4), G4 (finger 1), F4 (finger 3), E4 (finger 2), D4 (finger 1), C4 (finger 2), B3 (finger 3), A3 (finger 3), G3 (finger 3), and F3 (finger 3). There are downward arrows above the eighth and thirteenth notes. Below the staff, the lyrics are "Je - sus Christ her lit - tle child. A - MEN." with hyphens under "Je", "sus", "lit", and "tle". Underneath the lyrics are fourteen empty square boxes for finger placement.

Once in Royal David's City

Answer Key-Student Rhythm Worksheet

Directions:

1. Write the beats in the boxes below.
2. Clap the rhythm while counting out loud.

1

1. Once in roy - al Da - vid's cit - y

1+ 2+ 3+4 + 1+ 2+ 3+ 4+

3

Stood a - low ly car - tle - shed,

1+ 2+ 3+ 4+ 1+ 2+ 3+ 4+


5

Where a moth - er laid her ba - by

1+ 2+ 3+4 + 1+ 2+ 3+ 4+

Once in Royal David's City

7



In a man - ger for his bed:

1+ 2+ 3+4 + 1+ 2+ 3+ 4+

Detailed description: This block shows the first line of music for measure 7. It features a treble clef and a key signature of one flat (Bb). The melody consists of quarter notes: G4 (with a downward arrow and '1'), A4 (with '3'), Bb4 (with '5'), A4 (with '3'), G4 (with '3'), F4 (with '2'), E4 (with '1'), D4 (with '2'), and C4 (with '3'). Below the staff, the lyrics are 'In a man - ger for his bed:'. Underneath the lyrics are eight boxes containing rhythmic patterns: '1+', '2+', '3+4', '+', '1+', '2+', '3+', and '4+'. A large diagonal watermark 'Favorite PraiseNotes.com Christmas Hymns for Kids Volume 4' is overlaid across the page.

9




Mar - y was that moth - er mild,

1+ 2+ 3+4 + 1+ 2+ 3+ 4+

Detailed description: This block shows the second line of music for measure 9. It features a treble clef and a key signature of one flat (Bb). The melody consists of quarter notes: G4 (with a downward arrow and '5'), A4 (with '5'), Bb4 (with '4'), A4 (with '1'), G4 (with '4'), F4 (with '3'), and E4 (with '3'). Below the staff, the lyrics are 'Mar - y was that moth - er mild,'. Underneath the lyrics are eight boxes containing rhythmic patterns: '1+', '2+', '3+4', '+', '1+', '2+', '3+', and '4+'. A large diagonal watermark 'Favorite PraiseNotes.com Christmas Hymns for Kids Volume 4' is overlaid across the page.

11



Je - sus Christ her lit - tle child. A - MEN.

1+ 2+ 3+4 + 1+ 2+ 3+ 4+ 1+ 2+ 3+ 4+

Detailed description: This block shows the third line of music for measure 11. It features a treble clef and a key signature of one flat (Bb). The melody consists of quarter notes: G4 (with '5'), A4 (with '5'), Bb4 (with '4'), A4 (with '1'), G4 (with '3'), F4 (with '2'), E4 (with '1'), D4 (with a downward arrow and '2'), C4 (with '3'), Bb4 (with '3'), and A4 (with '3'). Below the staff, the lyrics are 'Je - sus Christ her lit - tle child. A - MEN.'. Underneath the lyrics are twelve boxes containing rhythmic patterns: '1+', '2+', '3+4', '+', '1+', '2+', '3+', '4+', '1+', '2+', '3+', and '4+'. A large diagonal watermark 'Favorite PraiseNotes.com Christmas Hymns for Kids Volume 4' is overlaid across the page.