

Table of Contents

About this Hymn Collection.....	3
Piano Arrangement Marks Reference Sheet	
Example of "Amazing Grace" Hymn Marks	4
Rhythm Worksheet Marks Reference Sheet	
Example of "Amazing Grace" Incomplete and Pickup Measures.....	5
I Know That My Redeemer Lives	
Piano Arrangement	6
Hymn Worksheet	8
Rhythm Worksheet	10
Jesus Lives and So Shall I	
Piano Arrangement	12
Hymn Worksheet	14
Rhythm Worksheet	16
O Sacred Head, Now Wounded	
Piano Arrangement	18
Hymn Worksheet	20
Rhythm Worksheet	22
Glorious Things of Thee are Spoken	
Piano Arrangement	24
Hymn Worksheet	26
Rhythm Worksheet	28
Christ Jesus Lay in Death's Strong Bands	
Piano Arrangement	30
Hymn Worksheet	32
Rhythm Worksheet	34
Student Hymn Worksheets - Answer Key	36
Student Rhythm Worksheet - Answer Keys	
I Know That My Redeemer Lives	38
Jesus Lives and So Shall I	40
O Sacred Head, Now Wounded	42
Glorious Things of Thee are Spoken	44
Christ Jesus Lay in Death's Strong Bands.....	46
Glossary.....	48

About This Hymn Collection

Favorite Easter Hymns For Kids - Volume Two is a collection of hymns and worksheets especially appropriate for the late beginner musician. Volume Two includes these popular hymns: "I Know That My Redeemer Lives," "Jesus Lives and So Shall I," "O Sacred Head, Now Wounded," "Glorious Things of Thee are Spoken," and "Christ Jesus Lay in Death's Strong Bands."

Features of Piano Arrangement

- Enlarged music score - two pages per hymn
- Verse one of the hymn, additional marks including introduction, refrain, playing both hands up one octave and final "Amen" ending
- Measure numbers (circled) at the beginning of each music score line
- Finger number recommendations above or below notes for both hands
- Arrows above or below finger numbers alert students of changing finger positions

Features of Student Hymn Worksheet

- Questions on hymn name, tune name, hymn meter, key and time signature
- Music practice check list and keyboard graphic
- Rhythm questions and additional hymn verses

Features of Student Rhythm Worksheet

- Answer boxes under music notes for the student to write and count rhythms

Other Features of This Hymn Collection

- Piano arrangement marks reference sheet - "Amazing Grace" hymn example of how to use piano arrangement marks
- Rhythm worksheet reference sheet - "Amazing Grace" hymn example of how to write and count rhythms
- Answer keys for each rhythm and hymn worksheet
- Glossary

Music Recordings

An MP3 audio file for each hymn arrangement in this collection is available on our website at PraiseNotes.com. The audio files are found under the menu Store/Books/Favorite Hymns.

Hymns for Kids: Learn How to Read and Enjoy Christian Hymns

The book *Hymns for Kids: Learn How to Read and Enjoy Christian Hymns (Psalms and Praise Choruses, Too!)* includes a brief history of hymns and their purpose, and explains how to read a hymn - what is a hymn name, tune name, hymn meter and many other concepts. Though written for children, it is appropriate for anyone interested in further study of hymns. We recommend using this book in conjunction with the *Favorite Hymns For Kids* series.

I Know That My Redeemer Lives

Tune Name: Bradford

Meter: 8.6.8.6

Lyrics by: Charles Wesley, 1742

Music by: George Frederick Handel, 1741

Play 2nd time up one octave - both hands

1. I know that _____

2. my Re deem - er

4. lives, and ev - er _____

6. prays _____ for me. A

I Know That My Redeemer Lives

8

5 1 2 1 5

to - ken of his

3 1 3 1 2

10

3 2 1 4

love he gives, a

4 1 2 3

Start Introduction

12

1 4 3 4 2

pledge of lib - er -

1 3 4 3 2

14

1 4 3 2 1

ty. A - MEN.

3 1 5 2 3 5

Final Ending

I Know That My Redeemer Lives

Student Hymn Worksheet

1

Write in the correct answers below from the hymn arrangement.

(A) Hymn Name

(B) Tune Name


(C) Hymn Meter

2

Place a check mark by the correct key and time signatures.

☐

(A)



C Major

☐


(D)

4 beats/measure
♩ = 1 beat

4/4

☐

(B)



F Major

☐

(E)

3 beats/measure
♩ = 1 beat

3/4

☐

(C)



G Major

☐

(F)

2 beats/measure
♩ = 1 beat

2/4

3

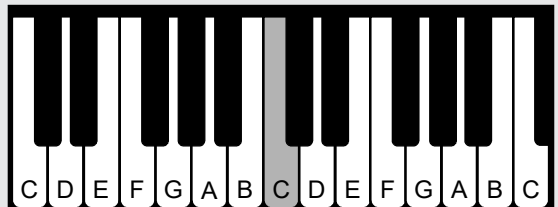


Check off list for piano practice:

- ☐ Play right hand hymn melody only
- ☐ Play left hand only
- ☐ Play both hands together
- ☐ Sing and play hymn at the same time
- ☐ Memorize the lyrics of verse 1

4







Use keyboard to highlight any letter/key of interest.



5

Rhythm Table

Place a check mark by the notes that are used in the hymn.

<input type="checkbox"/>	(A) Quarter Note  1 beat	<input type="checkbox"/>	(D) Eighth Note  ½ beat
<input type="checkbox"/>	(B) Half Note  2 beats	<input type="checkbox"/>	(E) Dotted Quarter Note  1½ beats
<input type="checkbox"/>	(C) Whole Note  4 beats	<input type="checkbox"/>	(F) Dotted Half Note  3 beats

6

Learn the additional verses of "I Know That My Redeemer Lives"
and sing them as you play the hymn.

Verse Two

I find him lifting up my head;
He brings salvation near;
His presence makes me free indeed
And he will soon appear.

Verse Three

He wills that I should holy be:
Who can withstand his will?
The counsel of his grace in me
He surely shall fulfil.

Verse Four

Jesus, I hang upon thy Word:
I steadfastly believe
Thou wilt return and claim me, Lord,
And to thyself receive.

I Know That My Redeemer Lives

Student Rhythm Worksheet

Directions:

1. Write the beats in the boxes below.
2. Clap the rhythm while counting out loud.

1. I know that _____

2

5

1 2

1. I

know

that

2

1 5 3 3

my Re - deem - er

4

2 1 4 2 1

lives, and ev - er _____

6

3 4 2 3 2

prays _____ for me. A

I Know That My Redeemer Lives

8

5 1 2 1 5

to - ken of his

[] [] [] [] [] []

10

3 2 1 4

love he gives a

[] [] [] [] []

12

1 4 4 2

pledge of lib - er -

[] [] [] [] [] []

14

1 4 3 2 1

ty. A - - - MEN.

[] [] [] [] [] [] []

I Know That My Redeemer Lives

Answer Key-Student Rhythm Worksheet

Directions:

1. Write the beats in the boxes below.
2. Clap the rhythm while counting out loud.

1. I know that _____

3 + 1+ 2+ 3+

2 my Re - deem - er

1+ 2+ 3+ 1+2 + 3+

4 lives, and ev - er _____

1+ 3+ 1+2 + 3+

6 prays _____ for me. A

1+2 + 3+ 1+ 2+ 3+

PraiseNotes.com
Favorite Easter Hymns for Kids
Volume 2

I Know That My Redeemer Lives

8 5 1 2 1 5

to - ken of his

1+ 2+ 3+ 1+ 2+ 3+

10 3 2 1 4

love he gives a

1+ 2+ 3+ 1+ 2+ 3+

12 1 4 4 2

pledge of lib - er -

1+ 2+ 3+ 1+2 + 3+

14 1 4 3 2 1

ty. A - - - MEN.

1+ 2+ 1+ 2+ 3+ 1+ 2+ 3+

PraiseNotes.com
Favorite Easter Hymns for Kids
Volume 2