

## Table of Contents

About this Hymn Collection.....	3
Piano Arrangement Marks Reference Sheet	
Example of "Amazing Grace" Hymn Marks .....	4
Rhythm Worksheet Reference Sheet	
Example of "Amazing Grace" Writing and Counting Rhythms.....	5
The First Noel	
Piano Arrangement .....	6
Hymn Worksheet .....	8
Rhythm Worksheet .....	10
Angels, from the Realms of Glory	
Piano Arrangement .....	12
Hymn Worksheet .....	14
Rhythm Worksheet .....	16
Angels We Have Heard on High	
Piano Arrangement .....	18
Hymn Worksheet .....	20
Rhythm Worksheet .....	22
O Come, O Come, Emmanuel	
Piano Arrangement .....	24
Hymn Worksheet .....	26
Rhythm Worksheet .....	28
O Little Town of Bethlehem	
Piano Arrangement .....	30
Hymn Worksheet .....	32
Rhythm Worksheet .....	34
Student Hymn Worksheets - Answer Key.....	36
Student Rhythm Worksheet - Answer Keys	
The First Noel.....	38
Angels, from the Realms of Glory.....	40
Angels We Have Heard on High .....	42
O Come, O Come, Emmanuel .....	44
O Little Town of Bethlehem.....	46
Glossary.....	48

### **About This Hymn Collection**

*Favorite Christmas Hymns For Kids - Volume Two* is a collection of hymns and worksheets especially appropriate for the late beginner musician. Volume Two includes these popular hymns: "The First Noel," "Angels, from the Realms of Glory," "Angels We Have Heard on High," "O Come, O Come, Emmanuel," and "O Little Town of Bethlehem".

### **Features of Piano Arrangements**

- Enlarged music score - two pages per hymn
- Verse one of the hymn, additional marks including introduction, refrain, playing both hands up one octave and final "Amen" ending
- Measure numbers (circled) at the beginning of each music score line
- Finger number recommendations above or below notes for both hands
- Arrows above or below finger numbers alert students of changing finger positions

### **Features of Student Hymn Worksheets**

- Questions on hymn name, tune name, hymn meter, key and time signature
- Music practice check list and keyboard graphic
- Rhythm questions and additional hymn verses

### **Features of Student Rhythm Worksheets**

- Answer boxes under music notes to write and count rhythms

### **Other Features of This Hymn Collection**

- Piano arrangement marks reference sheet - "Amazing Grace" hymn example of how to use piano arrangement marks
- Rhythm worksheet reference sheet - "Amazing Grace" hymn example of how to write and count rhythms
- Answer keys for each rhythm and hymn worksheet
- Glossary

### **Music Recordings**

An MP3 audio file for each hymn arrangement in this collection is available on our website at [PraiseNotes.com](http://PraiseNotes.com). The audio files are found under the menu Store/Books/Favorite Hymns.

### **Hymns for Kids: Learn How to Read and Enjoy Christian Hymns**

The book *Hymns for Kids: Learn How to Read and Enjoy Christian Hymns (Psalms and Praise Choruses, Too!)* includes a brief history of hymns and their purpose, and explains how to read a hymn - what is a hymn name, tune name, hymn meter and many other concepts. Though written for children, it is appropriate for anyone interested in further study of hymns. We recommend using this book in conjunction with the *Favorite Hymns For Kids* series.

# The First Noel

Tune Name: The First Nowell

Meter: Irregular (With Refrain)

Lyrics and Music from: Traditional English Carol

Play 2nd time up one octave - both hands

3 2 1 2 3 1 2 3 4 5 4 3

1. The first Noel, the angels did

4 2 3 4 5 4 3 2 3 4

say, was to certain poor shepherds in

7 5 2 1 3 2 1 2 3 1

fields as they lay; In fields where

10 2 3 4 5 4 3 2 3 4

they lay keep - ing their sheep, On a

# The First Noel

13

cold win - ter's night that was so

16

Refrain

deep. No - el, No el, No -

19

Start Introduction

el, No - el, Born is the King of

23

Final Ending

Is - ra - el! A - MEN.

# The First Noel

## Student Hymn Worksheet

**1**

Write in the correct answers below from the hymn arrangement.

(A) Hymn Name

(B) Tune Name

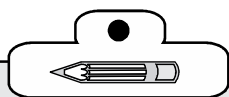
(C) Hymn Meter

**2**

Place a check mark by the correct key and time signatures.

<input type="checkbox"/>	(A)		C Major	<input type="checkbox"/>	(D)	4 beats/measure ♩ = 1 beat	$\frac{4}{4}$
<input type="checkbox"/>	(B)		F Major	<input type="checkbox"/>	(E)	3 beats/measure ♩ = 1 beat	$\frac{3}{4}$
<input type="checkbox"/>	(C)		G Major	<input type="checkbox"/>	(F)	2 beats/measure ♩ = 1 beat	$\frac{2}{4}$

**3**

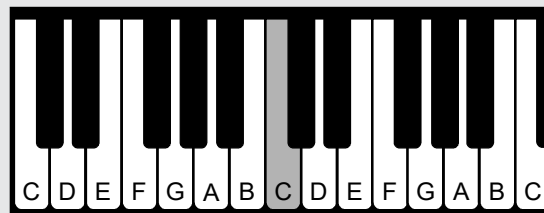


Check off list for piano practice:

- Play right hand hymn melody only
- Play left hand only
- Play both hands together
- Sing and play hymn at the same time
- Memorize the lyrics of verse 1

**4**







Use keyboard to highlight any letter/key of interest.



5

### Rhythm Table

Place a check mark by the notes that are used in the hymn.

<input type="checkbox"/>	<b>A</b>	Quarter Note		1 beat	<input type="checkbox"/>	<b>D</b>	Eighth Note		1/2 beat
<input type="checkbox"/>	<b>B</b>	Half Note		2 beats	<input type="checkbox"/>	<b>E</b>	Dotted Quarter Note		1 1/2 beats
<input type="checkbox"/>	<b>C</b>	Whole Note		4 beats	<input type="checkbox"/>	<b>F</b>	Dotted Half Note		3 beats

6

Learn the additional verses of "The First Noel" and sing them as you play the hymn.

#### Verse Two

They looked up and saw a star, Shining in the east beyond them far,  
And to the earth it gave great light, And so it continued both day and night.

#### Verse Three

And by the light of that same star, Three wise men came from country far;  
To seek for a king was their intent, And to follow the star wherever it went.

#### Verse Four

This star drew nigh to the northwest, O'er Bethlehem it took its rest,  
And there it did both stop and stay, Right over the place where Jesus lay.

#### Refrain (Sung after each verse)

Noel, Noel, Noel, Noel, Born is the King of Israel.

# The First Noel

## Student Rhythm Worksheet

Directions:

1. Write the beats in the boxes below.
2. Clap the rhythm while counting out loud.

3 2 1 2 3 1 2 3 4 5 4 3

1. The first Noel, the angels did

□ □ □ □ □ □ □ □ □ □ □ □

4 2 3 4 5 4 3 2 3 4

say, was to cer - tain poor shep - herds in

□ □ □ □ □ □ □ □ □ □ □ □

7 5 2 3 2 1 2 3 1

fields as they lay; In fields where

□ □ □ □ □ □ □ □ □ □ □ □

10 2 3 4 5 4 3 2 3 4

they lay keep - ing their sheep, On a

□ □ □ □ □ □ □ □ □ □ □ □

Favorite Christmas Hymns for Kids  
Volume 2  
PraiseNotes.com

# The First Noel

13 5 4 3 2 3 4 5 2 1

cold win - ter's night that was so

16 3 3 2 1 2 1 2 5 4

deep. No - el, el, No -

19 3 3 2 5 4 3 2 3 4

el, No - el, Born is the King of

23 5 2 1 3 4 3

Is - ra - el! A - MEN.



# The First Noel

## Answer Key-Student Rhythm Worksheet

Directions:

1. Write the beats in the boxes below.
2. Clap the rhythm while counting out loud.

3 2 1 2 3 1 2 3 4 5 4 3

1. The first Noel, the an - gels did

3+ 1+2 + 3+ 1+ 2+ 3+ 1+ 2+ 3+

4 2 3 4 5 4 3 2 3 4

say, was to cer - tain poor shep - herds in

1+ 2+ 3+ 1+ 2+ 3+ 1+ 2+ 3+

7 5 2 1 2 1 2 3 1

fields as they lay; In fields where

1+ 2+ 3+ 1+ 2+ 3+ 1+2 + 3+

10 2 3 4 5 4 3 2 3 4

they lay keep - ing their sheep, On a

1+ 2+ 3+ 1+ 2+ 3+ 1+ 2+ 3+

# The First Noel

13 5 4 3 2 3 4 5 2 1

cold win - ter's night that was so

1+ 2+ 3+ 1+ 2+ 3+ 1+ 2+ 3+

16 3 3 2 1 2 1 2 5 4

deep. No - el, el, No -

1+ 2+ 3+ 1+ 2+ 3+ 1+ 2+ 3+

19 3 3 2 5 4 3 2 3 4

el, No - el, Born is the King of

1+ 2+ 3+ 1+ 2+ 3+ 1+ 2+ 3+ 1+ 2+ 3+

23 5 2 1 3 4 3

Is - ra - el! A - MEN.

1+ 2+ 3+ 1+ 2+ 1+ 2+ 3+ 1+ 2+ 3+