

## Table of Contents

About this Hymn Collection.....	3
Piano Arrangement Marks Reference Sheet	
Example of "Amazing Grace" Hymn Marks .....	4
Rhythm Worksheet Reference Sheet	
Example of "Amazing Grace" Writing and Counting Rhythms.....	5
Come, Thou Fount of Every Blessing	
Piano Arrangement .....	6
Hymn Worksheet .....	8
Rhythm Worksheet .....	10
O Worship the King	
Piano Arrangement .....	12
Hymn Worksheet .....	14
Rhythm Worksheet .....	16
Be Thou My Vision	
Piano Arrangement .....	18
Hymn Worksheet .....	20
Rhythm Worksheet .....	22
A Mighty Fortress is Our God	
Piano Arrangement .....	24
Hymn Worksheet .....	26
Rhythm Worksheet .....	28
Amazing Grace	
Piano Arrangement .....	30
Hymn Worksheet .....	32
Rhythm Worksheet .....	34
Student Hymn Worksheets - Answer Key.....	36
Student Rhythm Worksheet - Answer Keys	
Come, Thou Fount of Every Blessing.....	38
O Worship the King.....	40
Be Thou My Vision .....	42
A Mighty Fortress is Our God.....	44
Amazing Grace.....	46
Glossary.....	48

## About This Hymn Collection

*Favorite Hymns for Kids - Volume Two* is a collection of hymns and worksheets especially appropriate for the early/late beginner musician. Volume Two includes these popular hymns: "Come, Thou Fount of Every Blessing," "O Worship the King," "Be Thou My Vision," "A Mighty Fortress is Our God," and "Amazing Grace".

### Features of Piano Arrangement

- Enlarged music score - two pages per hymn
- Verse one of the hymn, additional marks including introduction, refrain, playing both hands up one octave and final "Amen" ending
- Measure numbers (circled) at the beginning of each music score line
- Finger number recommendations above or below notes for both hands
- Arrows above or below finger numbers alert students of changing finger positions

### Features of Student Hymn Worksheet

- Questions on hymn name, tune name, hymn meter, key and time signature
- Music practice check list and keyboard graphic
- Rhythm questions and additional hymn verses

### Features of Student Rhythm Worksheet

- Answer boxes under music notes for the student to write and count rhythms

### Other Features of This Hymn Collection

- Piano arrangement marks reference sheet - "Amazing Grace" hymn example of how to use piano arrangement marks
- Rhythm worksheet reference sheet - "Amazing Grace" hymn example of how to write and count rhythms
- Answer keys for each rhythm and hymn worksheet
- Glossary

### Music Recordings

An MP3 audio file for each hymn arrangement in this collection is available on our website at PraiseNotes.com. The audio files are found under the menu Store/Books/Favorite Hymns.

### Hymns for Kids: Learn How to Read and Enjoy Christian Hymns (Psalms and Praise Choruses, Too!)

The book, *Hymns for Kids: Learn How to Read and Enjoy Christian Hymns (Psalms and Praise Choruses, Too!)* includes a brief history of hymns and their purpose, and explains how to read a hymn - what is a hymn name, tune name, hymn meter and many other concepts. Though written for children, it is appropriate for anyone interested in further study of hymns. We recommend using this book in conjunction with the *Favorite Hymns For Kids* series.

# Come, Thou Fount of Every Blessing

Tune Name: Nettleton

Meter: 8.7.8.7 (Doubled)

Lyrics by: Asahel Nettleton, 1825

Music by: Robert Robinson, 1758

*Play 2nd time up one octave - both hands*

1

1. Come thou Fount of ev - ry bless - ing, Tune my

4

heart to sing thy grace; Streams of

6


mer - cy nev - er ceas - ing, Call for

8

songs of loud - est praise. Teach me


# Come, Thou Fount of Every Blessing

10




some me - lo - dious son - net, Sung by \_\_\_\_

12




flam - ing tongues a - bove; Praise the

14



mount! I'm fixed up - on it, Mount of

16



God's un - chang - ing love. A - MEN.

# Come, Thou Fount of Every Blessing

## Student Hymn Worksheet

**1**

Write in the correct answers below from the hymn arrangement.

(A) Hymn Name

(B) Tune Name


(C) Hymn Meter

**2**

Place a check mark by the correct key and time signatures.

☐

(A)



C Major

☐

(D)

4 beats/measure  
♩ = 1 beat

**4/4**

☐

(B)



F Major

☐


(E)

3 beats/measure  
♩ = 1 beat

**3/4**

☐

(C)



G Major

☐

(F)

2 beats/measure  
♩ = 1 beat

**2/4**

**3**

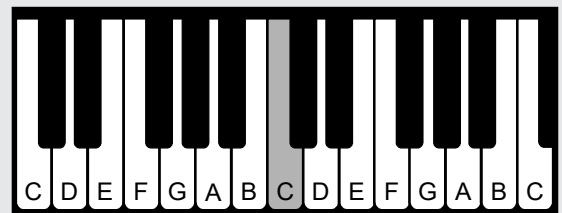


Check off list for piano practice:

- ☐ Play right hand hymn melody only
- ☐ Play left hand only
- ☐ Play both hands together
- ☐ Sing and play hymn at the same time
- ☐ Memorize the lyrics of verse 1

**4**







Use keyboard to highlight any letter/key of interest.



5

### Rhythm Table

Place a check mark by the notes that are used in the hymn.

<input type="checkbox"/>	(A) Quarter Note  1 beat	<input type="checkbox"/>	(D) Eighth Note  ½ beat
<input type="checkbox"/>	(B) Half Note  2 beats	<input type="checkbox"/>	(E) Sixteenth Notes  ½ beat
<input type="checkbox"/>	(C) Whole Note  4 beats	<input type="checkbox"/>	(F) Dotted Half Note  3 beats

6

Learn the additional verses of "Come, Thou Fount of Every Blessing" and sing them as you play the hymn.

#### Verse Two

Here I raise my Ebenezer; Hither by thy help I'm come;  
And I hope, by thy good pleasure, Safely to arrive at home.  
Jesus sought me when a stranger, Wand'ring from the fold of God;  
He, to rescue me from danger, Interposed his precious blood.

#### Verse Three

O to grace how great a debtor, Daily I'm constrained to be;  
Let that grace now, like a fetter, Bind my wand'ring heart to thee.  
Prone to wander, Lord, I feel it, Prone to leave the God I love;  
Here's my heart, O take and seal it, Seal it for thy courts above.

# Come, Thou Fount of Every Blessing

## Student Rhythm Worksheet

Directions:

1. Write the beats in the boxes below.
2. Clap the rhythm while counting out loud.

1

3 2 1 3 5 2 1 3

1. Come thou Fount of ev - ry bless - ing, Tune my

4

4 3 1 2 1 3 2

heart to sing thy grace; Streams of

6

1 3 5 2 1 3

mer - cy nev - er ceas - ing, Call for

8

4 3 1 2 1 2 3 4

songs of loud - est praise. Teach me \_\_\_\_

# Come, Thou Fount of Every Blessing

10

5 4 3 2 3 2 1 2 3 4

some me - lo - dious son - net, Sung by \_\_\_\_

12

5 4 3 2 3 2

flam - ing tongues - love; Praise the

14

1 3 5 2 1 3

mount! I'm fixed up - on it, Mount of

16

4 3 1 2 1 4 3

God's un - chang - ing love. A - MEN.



# Come, Thou Fount of Every Blessing

## Answer Key-Student Rhythm Worksheet

Directions:

1. Write the beats in the boxes below.
2. Clap the rhythm while counting out loud.

1

3 2 1 3 5 2 1 3

1. Come thou Fount of ev - ry bless - ing, Tune my

3+ 1+ 2+ 3+ 1+ 2+ 3+

4

4 3 1 2 1 3 2

heart to sing thy grace; Streams of

1+ 2+ 3+ 1+ 2+ 3+

6

1 3 5 2 1 3

mer - cy nev - er ceas - ing, Call for

1+ 2+ 3+ 1+ 2+ 3+

8

4 3 1 2 1 2 3 4

songs of loud - est praise. Teach me \_\_\_\_

1+ 2+ 3+ 1+ 2+ 3 +

# Come, Thou Fount of Every Blessing

10

5 4 3 2 3 2 1 2 3 4

some me - lo - dious son - net, Sung by —

1+ 2+ 3+ 1+ 2+ 3 +

12

5 4 3 2 3 2

flam - ing tongues - love; Praise the

1+ 2+ 3+ 1+ 2+ 3+

14

1 3 5 2 1 3

mount! I'm fixed up - on it, Mount of

1+ 2+ 3+ 1+ 2+ 3+

16

4 3 1 2 1 4 3

God's un - chang - ing love. A - MEN.

1+ 2+ 3+ 1+ 2+ 1+ 2+ 3+ 1+ 2+ 3+