

Table of Contents

About this Hymn Collection.....	3
Piano Arrangement Marks Reference Sheet	
Example of "Amazing Grace" Hymn Marks	4
Rhythm Worksheet Reference Sheet	
Example of "Amazing Grace" Writing and Counting Rhythms.....	5
All Hail the Power of Jesus Name	
Piano Arrangement	6
Hymn Worksheet	8
Rhythm Worksheet	10
Crown Him With Many Crowns	
Piano Arrangement	12
Hymn Worksheet	14
Rhythm Worksheet	16
Low in the Grave He Lay	
Piano Arrangement	18
Hymn Worksheet	20
Rhythm Worksheet	22
Christ the Lord is Risen Today	
Piano Arrangement	24
Hymn Worksheet	26
Rhythm Worksheet	28
Jesus Christ is Risen Today	
Piano Arrangement.....	30
Hymn Worksheet.....	32
Rhythm Worksheet	34
Student Hymn Worksheets - Answer Key.....	36
Student Rhythm Worksheet - Answer Keys	
All Hail the Power of Jesus Name.....	38
Crown Him With Many Crowns.....	40
Low in the Grave He Lay	42
Christ the Lord is Risen Today.....	44
Jesus Christ is Risen Today.....	46
Glossary.....	48

PraiseNotes.com
 Favorite Easter Hymns for Kids
 Volume 1

About This Hymn Collection

Favorite Easter Hymns For Kids - Volume One is a collection of hymns and worksheets especially appropriate for the early/late beginner musician. Volume One includes these popular hymns: "All Hail the Power of Jesus Name," "Crown Him With Many Crowns," "Low in the Grave He Lay," "Christ the Lord is Risen Today," and "Jesus Christ is Risen Today".

Features of Piano Arrangement

- Enlarged music score - two pages per hymn
- Verse one of the hymn, additional marks including introduction, refrain, playing both hands up one octave and final "Amen" ending
- Measure numbers (circled) at the beginning of each music score line
- Finger number recommendations above or below notes for both hands
- Arrows above or below finger numbers alert students of changing finger positions

Features of Student Hymn Worksheet

- Questions on hymn name, tune name, hymn meter, key and time signature
- Music practice check list and keyboard graphic
- Rhythm questions and additional hymn verses

Features of Student Rhythm Worksheet

- Answer boxes under music notes for the student to write and count rhythms

Other Features of This Hymn Collection

- Piano arrangement marks reference sheet - "Amazing Grace" hymn example of how to use piano arrangement marks
- Rhythm worksheet reference sheet - "Amazing Grace" hymn example of how to write and count rhythms
- Answer keys for each rhythm and hymn worksheet
- Glossary

Music Recordings

An MP3 audio file for each hymn arrangement in this collection is available on our website at PraiseNotes.com. The audio files are found under the menu Store/Books/Favorite Hymns.

Hymns for Kids: Learn How to Read and Enjoy Christian Hymns

The book *Hymns for Kids: Learn How to Read and Enjoy Christian Hymns (Psalms and Praise Choruses, Too!)* includes a brief history of hymns and their purpose, and explains how to read a hymn - what is a hymn name, tune name, hymn meter and many other concepts. Though written for children, it is appropriate for anyone interested in further study of hymns. We recommend using this book in conjunction with the *Favorite Hymns For Kids* series.

All Hail The Power Of Jesus Name

Tune Name: Coronation

Meter: 8.6.8.6.8.6

Lyrics by: Edward Perronet, 1779, 1780

Music by: Oliver Holden, 1793

Play 2nd time up one octave - both hands

1. All hail the power of

2 Je - sus' Name! Let an - gels pros - trate

4 fall; Bring forth the roy - al

6 di - a - dem, And crown him

All Hail The Power Of Jesus Name

8

Lord of all; Bring

10

forth the roy - al - dem, And

12

crown Lord of

14

all. A - MEN.

PraiseNotes.com
Favorite Easter Hymns for Kids
Volume 1

Start Introduction

Final Ending

All Hail The Power Of Jesus Name
Student Hymn Worksheet

1

Write in the correct answers below from the hymn arrangement.







(A) Hymn Name

(B) Tune Name

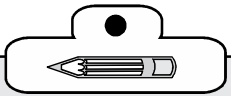
(C) Hymn Meter

2

Place a check mark by the correct key and time signatures.

<input type="checkbox"/>	(A)		<input type="checkbox"/>	(D)	4 beats/measure ♩ = 1 beat	
<input type="checkbox"/>	(B)		<input type="checkbox"/>	(E)	3 beats/measure ♩ = 1 beat	
<input type="checkbox"/>	(C)		<input type="checkbox"/>	(F)	2 beats/measure ♩ = 1 beat	

3

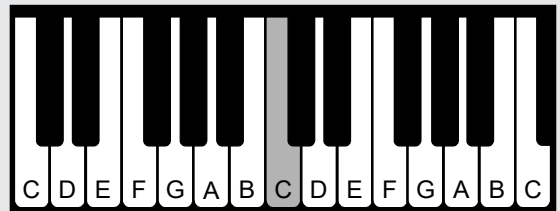


Check off list for piano practice:

- Play right hand hymn melody only
- Play left hand only
- Play both hands together
- Sing and play hymn at the same time
- Memorize the lyrics of verse 1

4





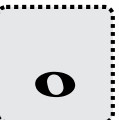

Use keyboard to highlight any letter/key of interest.



5

Rhythm Table

Place a check mark by the notes that are used in the hymn.

<input type="checkbox"/>	A	Quarter Note		1 beat	<input type="checkbox"/>	D	Eighth Note		1/2 beat
<input type="checkbox"/>	B	Half Note		2 beats	<input type="checkbox"/>	E	Dotted Quarter Note		1 1/2 beats
<input type="checkbox"/>	C	Whole Note		4 beats	<input type="checkbox"/>	F	Dotted Half Note		3 beats

6

Learn the additional verses of "All Hail The Power Of Jesus Name" and sing them as you play the hymn.

Verse Two

Crown him, ye martyrs of your God Who from his altar call;
Extol the Stem of Jesse's rod, And crown him Lord of all;
Extol the Stem of Jesse's rod, And crown him Lord of all.

Verse Three

Ye seed of Israel's chosen race, Ye ransomed of the fall,
Hail him who saves you by his grace, And crown him Lord of all:
Hail him who saves you by his grace, And crown him Lord of all.

Verse Four

Sinners, whose love can ne'er forget the wormwood and the gall,
Go, spread your trophies at his feet, And crown him Lord of all;
Go, spread your trophies at his feet, And crown him Lord of all.

All Hail The Power Of Jesus Name

8

5 4 3 4 2

Lord _____ of all; Bring

□ □ □ □ □ □ □ □

10

4 2 1 3 2 2 2 1

forth the roy - al di a - dem, And

□ □ □ □ □ □ □ □

12

5 4 3 4 2

crown him Lord _____ of

□ □ □ □ □ □ □ □

14

1 1 2 3

all. A - MEN.

□ □ □ □ □ □ □ □

PraiseNotes.com
Favorite Easter Hymns for Kids
Volume 1

All Hail The Power Of Jesus Name

Answer Key-Student Rhythm Worksheet

Directions:

1. Write the beats in the boxes below.
2. Clap the rhythm while counting out loud.

1

3

1

3

1. All hail the power of

4+ 1+ 2+ 3+ 4+

Detailed description: This musical staff is in 4/4 time. It contains five measures. The first measure has a quarter note on G4. The second measure has a quarter note on A4. The third measure has a quarter note on B4. The fourth measure has a quarter note on C5. The fifth measure has a quarter note on D5. Above the staff, the numbers 1, 3, 1, and 3 are placed over the first four measures respectively. Below the staff, the lyrics '1. All hail the power of' are written under each note. Underneath each note is a grey rectangular box containing a number and a plus sign: 4+, 1+, 2+, 3+, and 4+.

2

2 1 2 3 2 1 3 2

Je - sus' Name! Let an gels pros - trate

1+ 2+ 3+ 4+ 1+ 2+ 3+ 4+

Detailed description: This musical staff is in 4/4 time. It contains eight measures. The notes are: G4 (quarter), A4 (quarter), B4 (quarter), C5 (quarter), B4 (quarter), A4 (quarter), G4 (quarter), F4 (quarter). Above the staff, the numbers 2, 1, 2, 3, 2, 1, 3, and 2 are placed over each measure. Below the staff, the lyrics 'Je - sus' Name! Let an gels pros - trate' are written under each note. Underneath each note is a grey rectangular box containing a number and a plus sign: 1+, 2+, 3+, 4+, 1+, 2+, 3+, and 4+.

4

1 3 2 1 3

fall; Bring forth the roy - al

1+ 2+ 3+ 4+ 1+ 2+ 3+ 4+

Detailed description: This musical staff is in 4/4 time. It contains eight measures. The notes are: G4 (quarter), A4 (quarter), B4 (quarter), C5 (quarter), B4 (quarter), A4 (quarter), G4 (quarter), F4 (quarter). Above the staff, the numbers 1, 3, 2, 1, and 3 are placed over the first five measures. Below the staff, the lyrics 'fall; Bring forth the roy - al' are written under each note. Underneath each note is a grey rectangular box containing a number and a plus sign: 1+, 2+, 3+, 4+, 1+, 2+, 3+, and 4+.

6

5 4 3 2 3 5 5 4

di - a - dem, And crown him

1+ 2+ 3+ 4+ 1+ 2+ 3+ 4+

Detailed description: This musical staff is in 4/4 time. It contains eight measures. The notes are: G4 (quarter), A4 (quarter), B4 (quarter), C5 (quarter), B4 (quarter), A4 (quarter), G4 (quarter), F4 (quarter). Above the staff, the numbers 5, 4, 3, 2, 3, 5, 5, and 4 are placed over each measure. Below the staff, the lyrics 'di - a - dem, And crown him' are written under each note. Underneath each note is a grey rectangular box containing a number and a plus sign: 1+, 2+, 3+, 4+, 1+, 2+, 3+, and 4+.

All Hail The Power Of Jesus Name

8

5 4 3 4 2

Lord _____ of all; Bring

1+ 2+ 3+ 4+ 1+ 2+ 3+ 4+

10

4 2 1 3 2 2 2 1

forth the roy - al di a - dem, And

1+ 2+ 3+ 4+ 1+ 2+ 3+ 4+

12

5 4 3 4 2

crown him Lord _____ of

1+ 2+ 3+ 4+ 1+2 + 3+ 4+

14

1 1 2 3

all. A - MEN.

1+ 2+ 3+ 1+ 2+ 3+ 4+

PraiseNotes.com
Favorite Easter Hymns for Kids
Volume 1